



# HONEYCOMB

SINGLE CELL & DOUBLE CELL

by **T** TURNILS®

Honeycomb shades offer an easy yet versatile way to make any home graceful and energy efficient. Turnils Honeycomb shades have a cellular design that creates

pockets of stationary air that act as insulators. This helps with energy savings by keeping rooms warmer in winter and cooler in summer. The new Honeycomb collection by

Turnils includes a beautiful new range of translucent, blackout and semi-sheer fabrics in a variety of delicate colours.

## HONEYCOMB SINGLE CELL

HONEYCOMB SINGLE CELL SHADES BY TURNILS ARE MADE FROM A UNIQUE CELLULAR FABRIC, WHICH IS AN EFFICIENT INSULATOR.

HONEYCOMB SINGLE CELL IS AVAILABLE WITH A SMALL 3/8" PLEAT AND A LARGE 3/4" PLEAT IN SELECTED COLOURS INCLUDING TRANSLUCENT, SEMI SHEERS, PATTERNS, AND BLACKOUTS.

## HONEYCOMB DOUBLE CELL

HONEYCOMB DOUBLE CELL BY TURNILS HAS TWO LAYERS OF HEXAGONAL CELLS FOR EVEN BETTER THERMAL INSULATION. HONEYCOMB DOUBLE CELL IS AVAILABLE WITH A 1/2" PLEAT IN SELECTED TRANSLUCENT COLOURS.

## Fabrics

All Honeycomb fabrics are made from either non-woven or woven polyester that will not fray or fade. All fabrics are easy to care for, highly durable, dust repellent and can be cleaned easily with a damp sponge or vacuumed gently with a brush attachment.

## Control Options

Turnils Honeycomb Shades are available in the **Classic System** with a constant cord length to avoid long, dangling cords or the **Cordless System** with no visible cords, for a clean uncluttered look, that is raised and lowered to the desired position from the bottom bar, providing extra safety for children and pets. Or the **Easy Rise** system that has an endless cord system, with a geared clutch, for a light and smooth operation.

**Warranty** 12 month warranty

## Dimensions

### Classic System

Maximum width: 4,440mm  
Maximum height: 3,600mm

### Cordless System

Maximum width: 3,000mm  
Maximum height: 2,100mm  
3/8" blackout fabric not suitable for cordless system

### Easy Rise System

Maximum width: 3,000mm  
Maximum height: 3,000mm




Honeycomb Single Cell



Honeycomb Double Cell

## Design Options




### Day-Night Blind

Two fabrics on the one shade offers light and privacy when required during the day with a translucent blind, and privacy when needed at night from the blackout blind. When an unobstructed view is wanted, the complete blind stacks neatly away.




### Top-down / Bottom Up Blind

Allows the blind to be raised from the bottom, and lowered from the top, providing useful extra privacy where needed, but still allowing extra light into the room from above.



### Two-on-one Headrail

For a larger window, patio door or those awkward window and door combinations, two separate blinds can be mounted on one head rail, with each blind lowering and rising independently while maintaining a clean uncluttered appearance.



### Angled and Stationary Arch

Honeycomb shades are available in specialty shapes for arched and angled windows.

	HEAT PROTECTION	SHADING	INSULATION	GLARE REDUCTION	UV PROTECTION
3/8 Single Cell	◆◆◆	◆◆◆◆◆	◆◆	◆◆	◆◆◆◆◆
3/8 Single Cell Blackout	◆◆◆◆	◆◆◆◆◆	◆◆◆◆◆	◆◆◆◆◆	◆◆◆◆◆
3/4 Single Cell	◆◆◆◆	◆◆◆◆◆	◆◆	◆◆	◆◆◆◆◆
3/4 Single Cell Blackout	◆◆◆◆	◆◆◆◆◆	◆◆◆◆◆	◆◆◆◆◆	◆◆◆◆◆
3/4 Single Cell Semi Sheer	◆◆◆	◆◆◆	◆	◆	◆◆◆◆◆
1/2 Double Cell	◆◆◆◆	◆◆◆◆◆	◆◆◆◆◆	◆◆◆◆◆	◆◆◆◆◆
	◆	◆◆	◆◆◆	◆◆◆◆	◆◆◆◆◆

Lowest Protection/Performance

Highest Protection/Performance